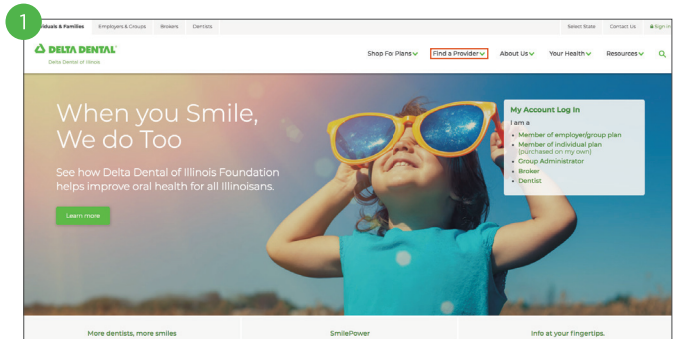


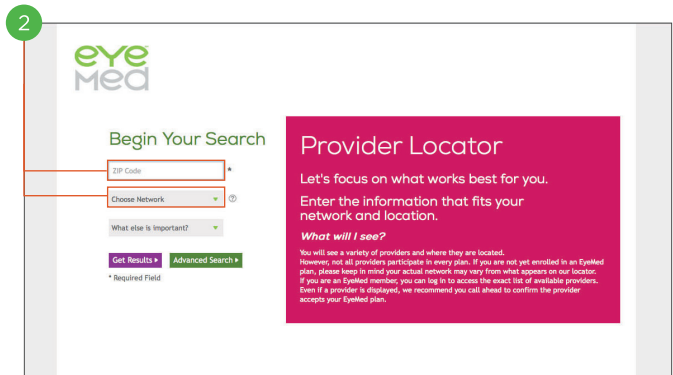
# Finding a Network Vision Provider

Finding a network vision provider is easy with DeltaVision®. The DeltaVision program uses the EyeMed network, so you will receive in-network benefits by visiting an EyeMed network provider. Visit [deltadentalil.com](http://deltadentalil.com) to locate a vision provider.

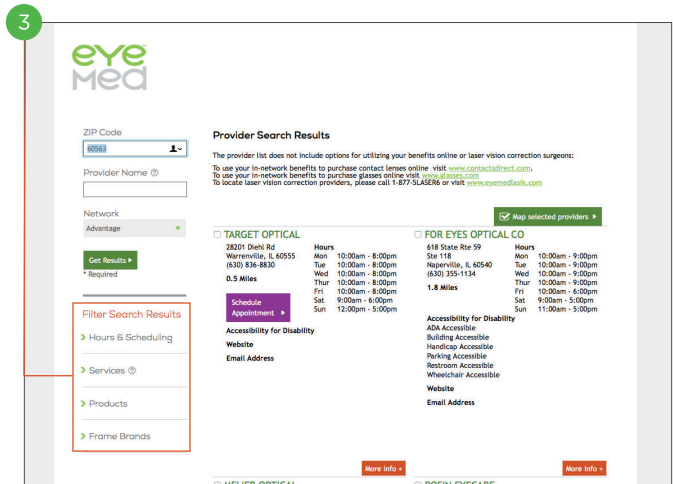
1 Go to [deltadentalil.com](http://deltadentalil.com) and select “Find a Provider”. On the following page, select “Vision”.



2 To begin your search, enter the ZIP code where you want to locate in-network vision providers and select your specific DeltaVision network (Access, Insight or Select) from the drop-down menu. Refer to your enrollment materials to determine which network applies to your vision care program. It is important that you select the correct network – Access, Insight or Select – as providers may not participate in each of these networks.



3 Results will automatically display by proximity to the ZIP code entered and your selected DeltaVision network. **You also have the option to narrow your search based on a provider’s name and hours as well as scheduling, services, products and frame brands.**



You can map up to five different vision providers locations, as well as print your search results.